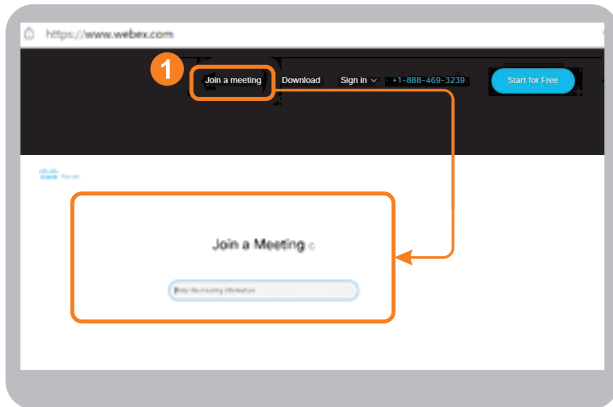


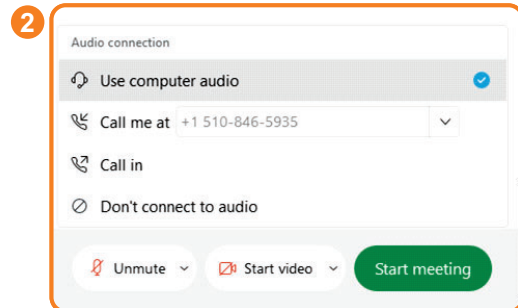
## Connecting to WebEx

### Option A

#### Join via WebEx



1. Go to [www.webex.com](https://www.webex.com) and click on "Join a meeting."
  - Enter Meeting information: 130 596 3297
  - Enter Meeting password: RAB5.17.21



2. Join Audio
  - Choice of computer audio, "Call Me" or Dial-In

### Option B

#### Join via Meeting Link

1. Click Link  
(<https://battelle.webex.com/battelle/j.php?MTID=m46294b2a9768f3e474bf7de54e8d6c9a>)

#### WebEx Tips:

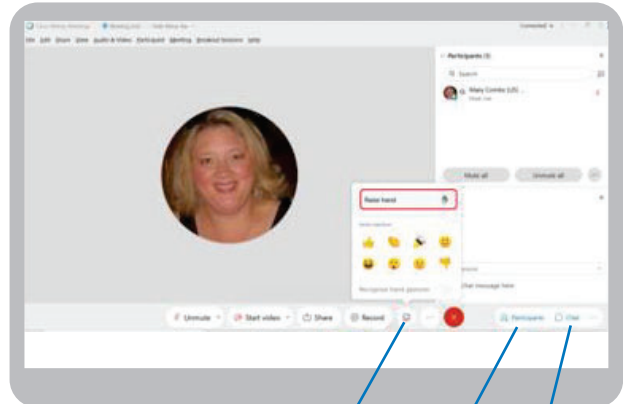
- If Using the WebEx App or Temporary App
  - Audio via Computer (Headset) or Phone
- If Using WebEx Browser
  - Audio Via Phone Only

#### Navy Computer tips:

- Copy link and remove "No Click"
- Joining via "VPN" - Audio via phone only and video will not be displayed.
- Joining via "No VPN" - Audio via headset or phone and video will be displayed.

2. Join Audio
  - Choice of computer audio, "Call Me" or Dial-In

#### WebEx Overview



**Everyone is Muted on Entry**  
Click "Raise Hand" Icon for the moderator to "unmute"

**Participant Tab**  
Click to See List of Participants

**Chat Tab**  
Click to Ask Questions

### Option C

#### Join by Phone Only

1. Dial Phone Number and Enter Access Code  
Phone Number: 602-585-0123  
Access Code: 130 596 3297