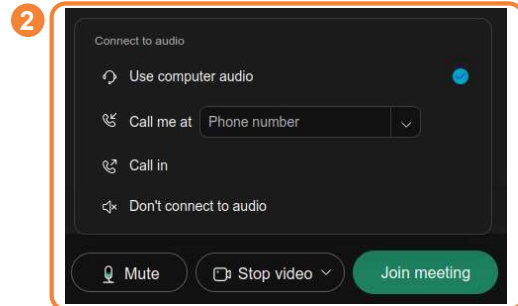
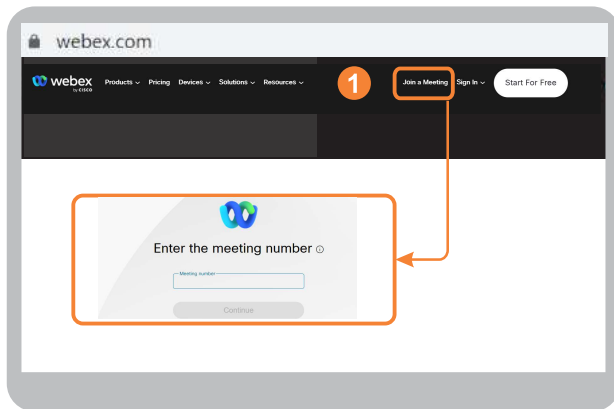


## Connecting to WebEx

### Option A

#### Join via WebEx



1. Go to [www.webex.com](https://www.webex.com) and click on "Join a meeting."
  - ✎ Enter Meeting information: 2631 467 8462
  - ✎ Enter Meeting password: Rab11.30.21 (Password is case sensitive)
2. Join Audio
  - ✎ Choice of computer audio, "Call Me" or "Call In"

### Option B

#### Join via Meeting Link

1. Click Link

<https://jeg.webex.com/jeg/j.php?MTID=m5a853200f27412e43c5b223092ada8c4>

#### WebEx Tips:

- ✎ If Using the WebEx App or Temporary App
  - ✎ Audio via Computer (Headset) or Phone
- ✎ If Using WebEx Browser
  - ✎ Audio Via Phone Only

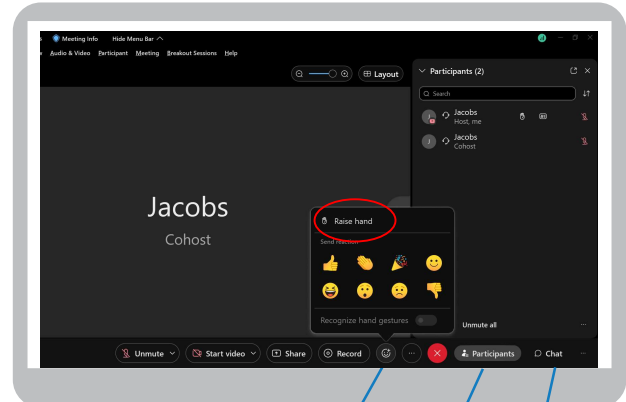
#### Navy Computer tips:

- ✎ Copy link and remove "No Click"
- ✎ Joining via "VPN" - Audio via phone only and video will not be displayed.
- ✎ Joining via "No VPN"- Audio via headset or phone and video will be displayed.

2. Join Audio

- ✎ Choice of computer audio, "Call Me" or "Call In"

#### WebEx Overview



Everyone is Muted on Entry  
Click "Raise Hand" icon for the moderator to "unmute"

Participant Tab  
Click to see list of participants

Chat Tab  
Click to type questions

### Option C

#### Join by Phone Only

1. Dial Phone Number and Enter Access Code  
Phone Number: (844) 992-4726  
Access Code: 2631 467 8462