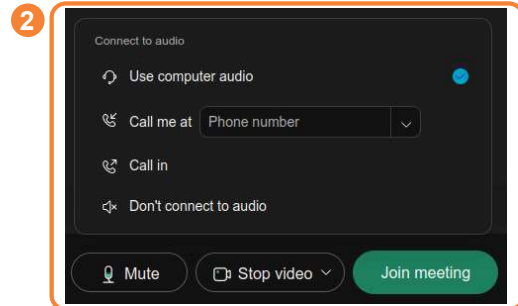
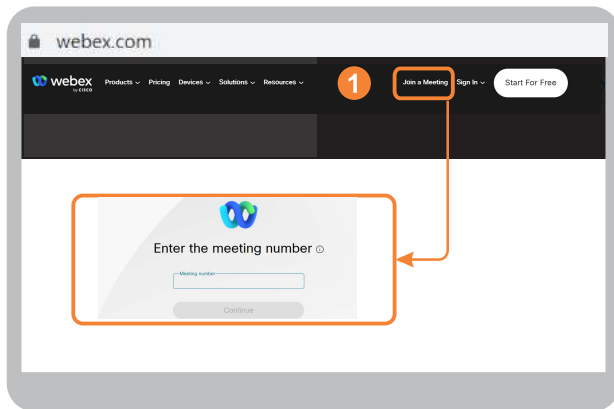


## Connecting to WebEx

### Option A

#### Join via WebEx



1. Go to [www.webex.com](https://www.webex.com) and click on "Join a meeting."
  - Enter Meeting information: 2633 355 7651
  - Enter Meeting password: Rab.11.30.22 (Password is case sensitive)
2. Join Audio
  - Choice of computer audio, "Call Me" or "Call In"

### Option B

#### Join via Meeting Link

1. Click Link  
<https://jeg.webex.com/jeg/j.php?MTID=me2f0003c3914a13f7caeb888bb75fc9b>

#### WebEx Tips:

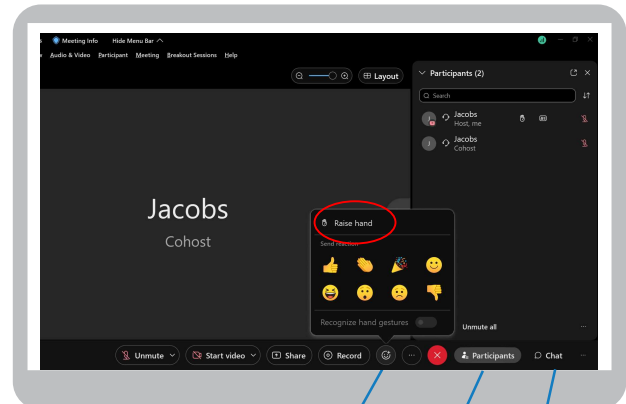
- If Using the WebEx App or Temporary App
  - Audio via Computer (Headset) or Phone
- If Using WebEx Browser
  - Audio Via Phone Only

#### Navy Computer tips:

- Joining via "VPN" – Audio via phone only and video may not be displayed
- Joining via "No VPN"- Audio via headset or phone and video may be displayed.

2. Join Audio
  - Choice of computer audio, "Call Me" or "Call In"

#### WebEx Overview



Everyone is Muted on Entry  
Click "Raise Hand" icon for the moderator to "unmute"

Participant Tab  
Click to see list of participants

Chat Tab  
Click to type questions

### Option C

#### Join by Phone Only

1. Dial Phone Number and Enter Access Code  
Phone Number: (844) 992-4726  
Access Code: 2633 355 7651

#### If you would like to provide a comment or ask a question:

- Dial \*3 to raise your hand
- Dial \*6 to unmute your line after being called on

**Trouble Connecting? Text or call Lisa David at (714) 473-4125.**